


Depositing  
a check is  
no longer  
an errand.

Save a trip to the branch.  
Deposit from anywhere.



Mobile Deposit helps you manage your money from our mobile banking app.

**Download the app today.**



Members must enroll in online banking in order to use this app. Talk to a teller for more information.

2800 Main Street • Bridgeport, CT 06606 • Phone 475.210.5588 • [www.svmfcu.org](http://www.svmfcu.org)

## MOBILE DEPOSIT TIPS

- Users must be 18 years of age or older
- Member (and their accounts) must be in good standing
- Maximum amount per check that can be deposited is \$2500.00
- Maximum daily Mobile Deposit Limit is \$2500.00
- Flatten folded or crumpled checks before taking your photos
- Take photos of your check in a well-lit area
- Place the check on a solid, dark background before taking your photos
- You may have to enable the camera on your phone within the Mobile App – done in the settings on your phone

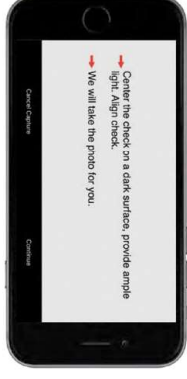
## UNACCEPTABLE FOR MOBILE DEPOSIT:

- Item drawn on the same SVMFUCU account into which you are depositing the check
- Item payable to any person or entity other than you or a joint account holder
- A 3<sup>rd</sup> party item  
i.e. item is made payable to another party and then endorsed over to you
- Item watermarked with “non-negotiable”
- Any incomplete item
- Item drawn on a financial institution in a foreign country
- Item payable to cash
- “Stale dated” item  
(dated more than 6 months prior to deposit date)
- “Post dated” item  
(dated after the deposit date)
- Savings Bonds
- Traveler’s Checks
- Money Orders

## MOBILE DEPOSIT CHEAT SHEET



After taking the photos, tap “Make deposit”. This will confirm the check amount and the correct deposit account. You can check the status of your deposit any time.



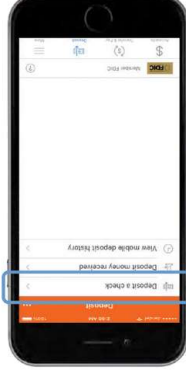
If you need help taking your photos, tap the question mark in the top right of the screen. This will bring up instructions to get the best results for the images. The photo will be taken for you.



Take a photo of the front & back following the instructions on screen.



Endorse the back of the check and include the words “For Mobile Deposit Only”. Choose your account & enter the check amount. Tap “Take photos” to proceed.



Log in and tap the “Deposit” button in the menu bar at the bottom of the screen. Tap “Deposit a check” from the deposit screen.